



DRESTER

Multi-valve 1000 Maintenance Info


Fault	Pump not pumping, starts pumping then stops or pumping very slowly. AND / OR only a small amount of solvent through brush or rinse gun.
Solution	Clean the orifice inside the inlet connection to multi-valve (see photos below)



1. Locate multivalve at rear of machine



2. Unscrew hose connector



3. Remove and clean out orifice insert.



Use caution when loosening connectors from elbow, hold the elbow securely.